



District Report Card: 2017


State: Gujarat	District: Sabar Kantha
Class: 3	Subject: Language
Schools: 61	Students: 1225


Participation/Coverage


Students

GENDER 	Boys		Girls	
	Number	%	Number	%
	636	51.92	589	48.08

AREA 	Rural		Urban	
	Number	%	Number	%
	1095	89.39	130	10.61

CATEGORY 	SC		ST		OBC		GEN	
	Number	%	Number	%	Number	%	Number	%
	111	9.06	515	42.04	530	43.27	69	5.63

CWSN 	LD	VI	HI	S&LD	ID	Oth
	1	0	1	2	1	6

Management 	Government		Government-aided	
	Number	%	Number	%
	1139	92.98	86	7.02

Average Performance of Students in Language (%)

Overall	Gender		Area		Management		Social Group			
	Male	Female	Rural	Urban	Govt.	Aided	SC	ST	OBC	GEN
67.69	67.14	68.29	67.03	73.23	67.55	69.53	67.39	64.72	69.57	75.85

Performance on Learning Outcomes (LOs)

Learning Outcomes	Description	Average Performance(%)
L304	Reads small texts with comprehension i.e., identifies main ideas, details, sequence and draws conclusions	68.07
L312	Reads printed scripts on the classroom walls: poems, posters, charts etc.	66.92

Range of Performance of Students who Answered Correctly							
Below 30%		30% - 50%		50% - 75%		Above 75%	
Number	%	Number	%	Number	%	Number	%
115	9.39	173	14.12	401	32.73	536	43.76

Lowest Performing Learning Outcomes (LOs)

1 - Reads printed scripts on the classroom walls: poems, posters, charts etc. (66.92)

2 - Reads small texts with comprehension i.e., identifies main ideas, details, sequence and draws conclusions (68.07)